



















ALL AROUND

RGG

| Rk | GROUP | Diff | Art | Exe | Pen | SCORE |
|----|--|---|------|------|------|--------|
| 1 |  ESTONIA | | | | | 43,000 |
| | |  DB:4,50 DA:5,100 9,600 | 5,95 | 4,50 | 0,40 | 19,650 |
| | |  DB:5,00 DA:5,70 10,700 | 6,60 | 6,10 | 0,05 | 23,350 |
| 2 |  FRANCE | | | | | 40,650 |
| | |  DB:4,00 DA:5,30 9,300 | 5,65 | 3,80 | 1,10 | 17,650 |
| | |  DB:5,80 DA:5,30 11,100 | 6,80 | 5,10 | 0,00 | 23,000 |
| 3 |  HUNGARY | | | | | 38,100 |
| | |  DB:5,20 DA:3,40 8,600 | 5,00 | 2,50 | 0,00 | 16,100 |
| | |  DB:3,90 DA:6,60 10,500 | 6,50 | 5,00 | 0,00 | 22,000 |
| 4 |  UKRAINE | | | | | 35,500 |
| | |  DB:5,20 DA:4,00 9,200 | 5,85 | 1,70 | 0,90 | 15,850 |
| | |  DB:4,20 DA:6,00 10,200 | 5,75 | 4,30 | 0,60 | 19,650 |
| 5 |  CANADA | | | | | 29,850 |
| | |  DB:3,80 DA:2,60 6,400 | 5,50 | 2,80 | 0,40 | 14,300 |
| | |  DB:2,70 DA:4,20 6,900 | 5,40 | 3,55 | 0,30 | 15,550 |
| 6 |  CZECH REPUBLIC | | | | | 27,200 |
| | |  DB:3,40 DA:4,00 7,400 | 4,85 | 1,45 | 0,60 | 13,100 |
| | |  DB:3,50 DA:3,70 7,200 | 5,05 | 2,75 | 0,90 | 14,100 |